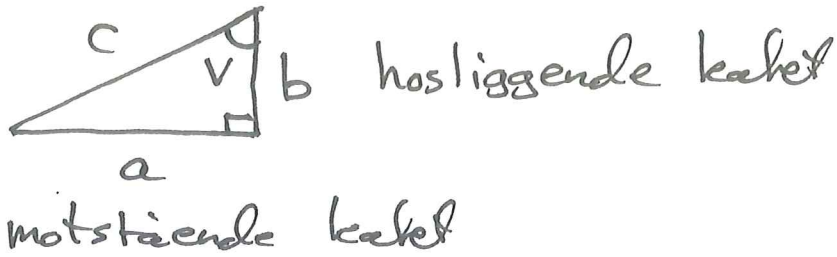


21.09.2018

Faush

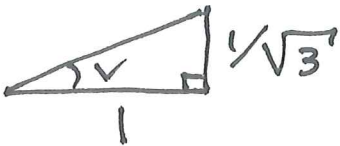
(1)



$$c \cdot \sin(V) = a$$

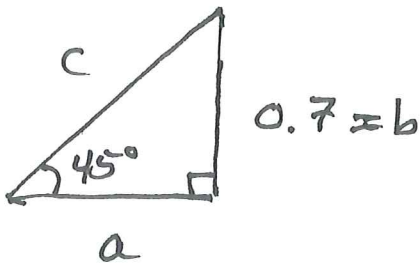
$$c \cdot \cos(V) = b$$

$$\tan(V) = \frac{\sin(V)}{\cos(V)} = \frac{a}{b}$$



$$\tan(V) = \frac{1/\sqrt{3}}{1} = \frac{1}{\sqrt{3}}$$

$$V = \arctan\left(\frac{1}{\sqrt{3}}\right) \\ = \tan^{-1}\left(\frac{1}{\sqrt{3}}\right) = 30^\circ$$



Likebeina trekant:

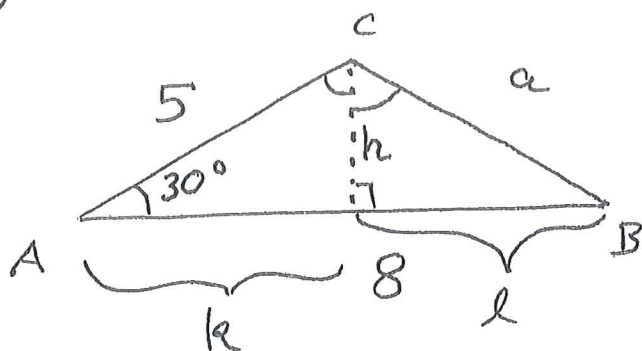
$$a = b = 0.7$$

($c = \sqrt{a^2 + b^2}$ ved Pythagoras)

$$\sin(45^\circ) = \frac{b}{c} \quad \text{Så} \quad c = \frac{b}{\sin(45^\circ)}$$

$$= \frac{0.7}{1/\sqrt{2}} \cdot \frac{\sqrt{2}}{\sqrt{2}} = 0.7 \cdot \sqrt{2} = 0.98995... \\ (0.990)$$

②



Hva er lengden a?
Hva er vinklene B og C.

$$k+l=8$$

$$h = 5 \cdot \sin(30^\circ) = 5 \cdot \frac{1}{2} = \frac{5}{2}$$

$$k = 5 \cdot \cos(30^\circ) = 5 \cdot \frac{\sqrt{3}}{2} = \frac{5\sqrt{3}}{2}$$

$$l = 8 - k = 8 - \frac{5\sqrt{3}}{2}$$

$$\tan(\angle B) = \tan(B) = \frac{h}{l} = \frac{5/2}{8 - 5\sqrt{3}/2} = \frac{5}{16 - 5\sqrt{3}}$$

$$B = \arctan\left(\frac{h}{l}\right)$$

$$B = \arctan(0.6812\dots)$$

$$= 34.26\dots \approx 34^\circ \quad \left(\begin{array}{l} \text{gyldige} \\ \text{2 siffer} \end{array} \right)$$

$$\angle C = 180^\circ - 30^\circ - 34^\circ = (180 - 64)^\circ$$

Vinkel c er $C = \underline{116^\circ}$

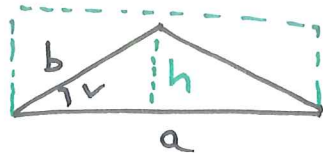
$$a = \sqrt{l^2 + h^2} \quad \text{eller} \quad a = \frac{h}{\sin(B)}$$

$$= \sqrt{\left(\frac{5}{2}\right)^2 + \left(8 - \frac{5\sqrt{3}}{2}\right)^2} \approx 4.4$$

↑
(hvis dette benyttes
bør $B = 34.26^\circ$ brukes
heller enn 34°)

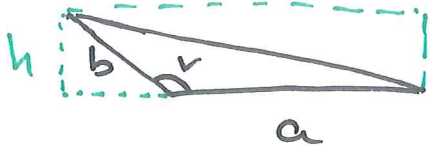
Arealsetningen

③



$$h = b \sin(v)$$

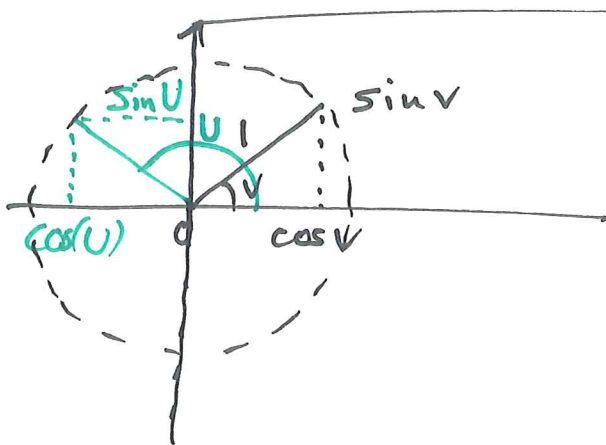
Areal til trekanten er $A = \frac{a \cdot h}{2}$



utvider $\sin(v)$

slik at formelen $A = \frac{a \cdot b \sin(v)}{2}$

er gyldig for alle $0^\circ < v < 180^\circ$.



$$\begin{aligned} \sin(180^\circ - v) &= \sin(v) \\ \cos(180^\circ - v) &= -\cos(v) \end{aligned}$$

Det er to vinkler mellom 0° og 180°
slik at $\sin(v) = 1/2$

30° og 180° - 30° = 150°



Trekant: to av sidene har lengde

④ 12cm og 2dm, vinkelen mellom de to sidene er 30° .

Hva er arealet i cm^2 , dm^2 ?

$$A = a \cdot b \sin(\nu) / 2$$

$$= 12\text{cm} \cdot 2\text{dm} \cdot \underbrace{\sin(30^\circ)}_{1/2} \cdot \frac{1}{2}$$

$$= 6\text{cm} \cdot \text{dm}$$

$$= 6\text{cm} (10\text{cm}) = \underline{60\text{cm}^2}$$

$$= 6 \left(\frac{1}{10}\text{dm}\right) \cdot 1\text{dm} = \underline{\frac{6}{10}\text{dm}^2}$$

$$\left(\begin{array}{l} 1\text{cm} = \frac{1}{100}\text{m} \\ 1\text{dm} = \frac{1}{10}\text{m} \\ 10\text{cm} = 1\text{dm} \end{array} \right)$$

$$(10\text{cm})^2 = (1\text{dm})^2$$

$$\underline{100\text{cm}^2 = 1\text{dm}^2}$$

$$(100\text{cm})^2 = (1\text{m})^2$$

$$\underline{10000\text{cm}^2 = 1\text{m}^2}$$


En trekant har areal 3dm^2 og to av sidene har lengde 2dm og 6dm. Hva er vinkelen mellom sidene?

$$A = a \cdot b \cdot \sin(\nu) / 2$$

$$\text{s\u00e5} \quad \sin(\nu) = \frac{2A}{a \cdot b} = \frac{2 \cdot 3\text{dm}^2}{2\text{dm} \cdot 6\text{dm}} = \frac{1}{2}$$

$$\nu = 30^\circ \quad \text{eller} \quad \nu = 180^\circ - 30^\circ = 150^\circ$$

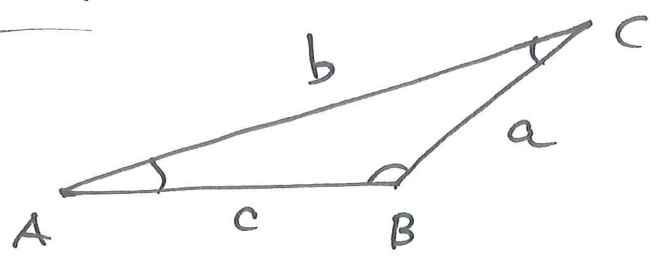
5



Trekanten må være én av disse to!

Sinussettingen

(Bruker arealsetningen for hver av de 3 vinklene)



Areal til trekanten er lik

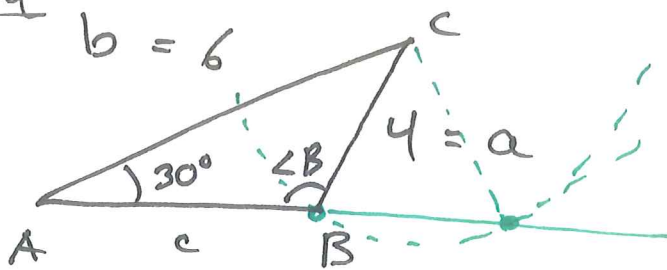
$$A = \frac{1}{2} b \cdot c \cdot \sin(\angle A) = \frac{1}{2} a \cdot c \sin(\angle B) = \frac{1}{2} a \cdot b \sin(\angle C)$$

Ganger med $2/(abc)$:

$$\frac{\sin(\angle A)}{a} = \frac{\sin(\angle B)}{b} = \frac{\sin(\angle C)}{c}$$

Eksempel

⑥



Hva er $\angle B$
 $\angle C$
 og c

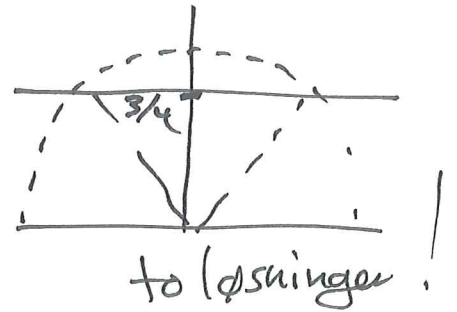
$$\frac{\sin(\angle A)}{a} = \frac{\sin(30^\circ)}{4} = \frac{1/2}{4} = \frac{1}{8}$$

sinussetningene gir $\frac{1}{8} = \frac{\sin(\angle C)}{c} = \frac{\sin(\angle B)}{b}$

$$\sin(\angle B) = b \cdot \frac{1}{8} = \frac{6}{8} = \frac{3}{4}$$

$$\angle B = \underline{48.59^\circ}$$

og $\angle B = 180^\circ - 48.59 = \underline{131.41^\circ}$



Summen av vinklene er 180° :

Tilfelle I

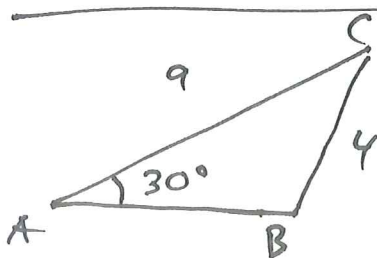
$$\angle B = 48.59^\circ, \quad \angle C = 180^\circ - 30^\circ - 48.59^\circ = \underline{101.41^\circ}$$

$$c = 8 \sin(\angle C) = 7.84$$

Tilfelle II

$$\angle B = 131.41^\circ, \quad \angle C = 180^\circ - 30^\circ - 131.41^\circ = \underline{18.59^\circ}$$

$$c = 8 \cdot \sin(\angle C) = 2.55$$



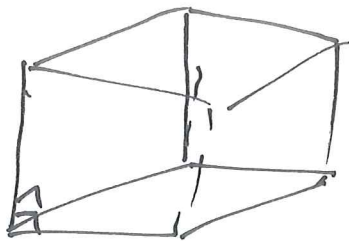
Det finnes ikke en slik trekant!




$$h = 9 \sin(30^\circ) = \frac{9}{2} = 4.5 > 4$$

Prismer

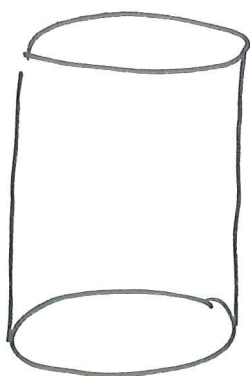
(7)



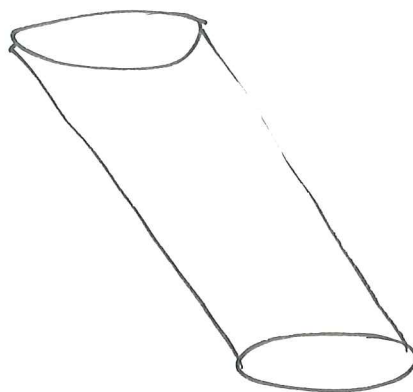
Reitt prisme



Skeiv prisme



Reitt sylinder



Skeiv sylinder

Volum = areal grunnflate \times høyde

Eks

$$a = 10 \text{ cm}$$

$$b = 20 \text{ cm}$$

$$c = 30 \text{ cm}$$

lengden på sidene

i et reitt prisme.

$$V = 10 \text{ cm} \cdot 20 \text{ cm} \cdot 30 \text{ cm} = 6000 \text{ cm}^3$$

$$1 \text{ dm} \cdot 2 \text{ dm} \cdot 3 \text{ dm} = 6 \text{ dm}^3$$

8

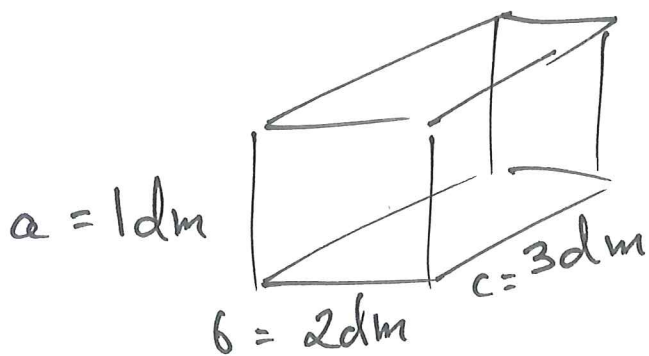
$$(1 \text{ dm})^3 = (10 \text{ cm})^3$$

$$1 \text{ dm}^3 = 10^3 \text{ cm}^3 = 1000 \text{ cm}^3$$

$$1 \text{ liter} = 1 \text{ dm}^3 = 1000 \text{ cm}^3$$

$$1 \text{ m}^3 = (10 \text{ dm})^3 = 1000 \text{ dm}^3 \\ = 1000 \text{ L}$$

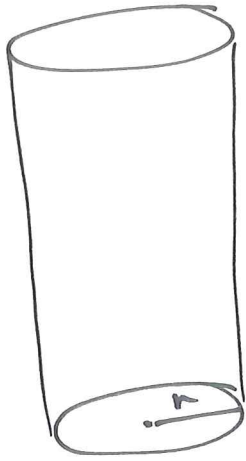
$$1 \text{ m}^3 = (100 \text{ cm})^3 \\ = (10^2 \text{ cm})^3 = (10^2)^3 \cdot \text{cm}^3 \\ = 10^6 \text{ cm}^3 = \underline{1\,000\,000 \text{ cm}^3}$$



Hva er overflatearealet?

$$A = 2a \cdot b + 2bc + 2a \cdot c \\ = 2[1 \cdot 2 \text{ dm}^2 + 2 \cdot 3 \text{ dm}^2 + 1 \cdot 3 \text{ dm}^2] \\ = 2(2 + 6 + 3) \text{ dm}^2 = 22 \text{ dm}^2$$

9




↑
grunnflaten
har areal πr^2

$$\text{Volum} : V = \pi r^2 \cdot h$$

h overflate areal :

$$A = 2(\pi r^2) + 2\pi r h$$

$$= \underline{2\pi r (r + h)}$$



↑
kutter og
bretter ut

